

**DATA CAPAIAN KEUANGAN PELAKSANAAN PEK. INFRASTRUKTUR PNPM MP 2009**  
**STATUS TANGGAL : 30 April 2009**

NO	OC	PROPINSI	Lokasi Lama			Lokasi Lanjutan			Lokasi Baru			Keterangan
			Rencana	Realisasi	Prosentase	Rencana	Realisasi	Prosentase	Rencana	Realisasi	Prosentase	
			Total Dana Kegiatan (Rp)	Total Dana Kegiatan (Rp)		Total Dana Kegiatan (Rp)	Total Dana Kegiatan (Rp)		Total Dana Kegiatan (Rp)	Total Dana Kegiatan (Rp)		
1	3	DKI Jakarta	1,087,717,450.00	1,091,995,350.00	100.39%	-	-	-	-	-	0.00%	
2	4	Jawa Barat	222,231,898,060.00	216,354,285,910.00	97.36%	7,221,586,968.00	1,086,420,400.00	15.04%	-	-	0.00%	
3	5	Jawa Tengah	317,950,322,005.00	310,955,145,419.00	97.80%	-	-	-	-	-	0.00%	
4	5	DI. Yogyakarta	33,607,303,378.00	31,648,238,220.00	94.17%	1,359,967,211.00	-	0.00%	-	-	0.00%	
5	6	Jawa Timur	177,595,468,425.00	158,810,853,215.00	89.42%	-	-	-	-	-	0.00%	
6	3	Banten	57,622,307,774.00	53,682,006,312.00	93.16%	199,530,000.00	216,365,750.00	108.44%	-	-	0.00%	
7	7	Bali	40,955,261,294.00	30,914,678,044.00	75.48%	-	-	-	-	-	0.00%	
8	7	Nusa Tenggara Barat	59,017,131,700.00	52,960,693,400.00	89.74%	586,626,000.00	-	0.00%	-	-	0.00%	
9	3	Kalimantan Barat	19,863,864,950.00	19,765,126,000.00	99.50%	-	-	-	-	-	0.00%	
10	4	Kalimantan Tengah	7,668,056,000.00	7,098,548,150.00	92.57%	-	-	-	-	-	0.00%	
11	4	Kalimantan Selatan	21,089,742,824.00	19,774,631,875.00	93.76%	-	-	-	-	-	0.00%	
12	5	Sulawesi Utara	18,512,637,800.00	13,864,693,550.00	74.89%	-	-	-	-	-	0.00%	
13	6	Sulawesi Tengah	7,256,868,425.00	7,210,239,950.00	99.36%	-	-	-	-	-	0.00%	
14	3	Sulawesi Selatan	56,701,365,145.00	51,174,364,595.00	90.25%	239,670,560.00	-	0.00%	-	-	0.00%	
15	7	Sulawesi Tenggara	30,234,335,500.00	29,397,848,500.00	97.23%	1,097,500,000.00	-	0.00%	-	-	0.00%	
16	5	Gorontalo	10,626,860,300.00	9,417,365,550.00	88.62%	-	-	-	-	-	0.00%	
17	8	Sulawesi Barat	4,520,744,700.00	3,100,643,130.00	68.59%	-	-	-	-	-	0.00%	
18	1	NAD	-	-	-	2,961,373,448.00	2,065,900,000.00	69.76%	-	-	0.00%	
19	1	Sumatera Utara	27,306,524,801.00	19,607,804,100.00	71.81%	4,097,499,850.00	525,663,700.00	12.83%	-	-	0.00%	
20	1	Sumatera Barat	22,186,902,686.00	16,063,745,547.00	72.40%	4,627,333,560.00	1,329,926,600.00	28.74%	-	-	0.00%	
21	2	Riau	-	-	-	-	-	-	-	-	0.00%	
22	2	Jambi	3,837,605,000.00	2,004,802,000.00	52.24%	-	-	-	-	-	0.00%	
23	2	Sumatera Selatan	11,304,407,735.00	9,661,027,635.00	85.46%	47,995,000.00	-	0.00%	-	-	0.00%	
24	2	Bengkulu	13,807,461,975.00	12,648,570,875.00	91.61%	-	-	-	-	-	0.00%	
25	2	Lampung	7,410,592,760.00	7,308,036,250.00	98.62%	-	-	-	-	-	0.00%	
26	2	Bangka Belitung	1,952,289,500.00	872,099,000.00	44.67%	-	-	-	-	-	0.00%	
27	2	Kepulauan Riau	-	-	-	-	-	-	-	-	0.00%	
28	7	NTT	23,100,403,491.00	17,576,471,316.00	76.09%	60,180,000.00	60,180,000.00	100.00%	-	-	0.00%	
29	6	Kalimantan Timur	7,824,588,100.00	5,490,397,858.00	70.17%	45,240,000.00	-	0.00%	-	-	0.00%	
30	9	Maluku	12,834,051,285.00	12,745,812,785.00	99.31%	-	-	-	-	-	0.00%	
31	9	Maluku Utara	41,047,329,035.00	39,730,729,832.00	96.79%	-	-	-	-	-	0.00%	
32	9	Irian Jaya Barat	1,057,703,000.00	1,057,703,000.00	100.00%	-	-	-	-	-	0.00%	
33	9	Papua	4,867,355,750.00	4,867,355,750.00	100.00%	-	-	-	-	-	0.00%	
<b>Capaian Rata-rata Nasional</b>			<b>1,265,079,100,848.00</b>	<b>1,166,855,913,118.00</b>	<b>86.72%</b>	<b>22,544,502,597.00</b>	<b>5,284,456,450.00</b>	<b>27.90%</b>	-	-	<b>0.00%</b>	

DATA CAPAIAN SUMBER DANA PEK. INFRASTRUKTUR PNPB MP 2009  
STATUS TANGGAL : 30 April 2009

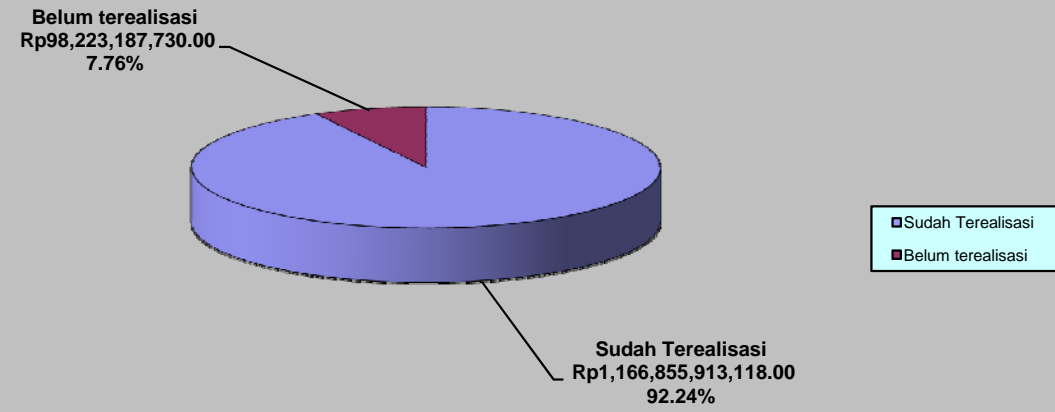
NO	OC	PROPINSI	Lok. Lama										Lok. Lanjutan										
			Rencana					Realisasi					Rencana					Realisasi					
			Dana BLM (Rp)	Dana Swadaya (Rp)	Dana APBD (Rp)	Dana Lainnya (Rp)	Total Dana Kegiatan (Rp)	Dana BLM (Rp)	Dana Swadaya (Rp)	Dana APBD (Rp)	Dana Lainnya (Rp)	Total Dana Kegiatan (Rp)	Dana BLM (Rp)	Dana Swadaya (Rp)	Dana APBD (Rp)	Dana Lainnya (Rp)	Total Dana Kegiatan (Rp)	Dana BLM (Rp)	Dana Swadaya (Rp)	Dana APBD (Rp)	Dana Lainnya (Rp)	Total Dana Kegiatan (Rp)	
1	3	DKI Jakarta	958,839,600	128,877,850	-	-	1,087,717,450	944,124,600.00	147,870,750.00	-	-	1,091,995,350	-	-	-	-	-	-	-	-	-	-	
2	4	Jawa Barat	134,149,746,250	73,324,785,410	14,633,196,400	124,170,000	222,231,898,060	129,545,802,800.00	72,251,557,710.00	14,507,125,600.00	49,800,000.00	216,354,285,910	4,664,735,500	2,556,851,468	-	-	7,221,586,968	1,064,355,400.00	22,065,000.00	-	-	1,086,420,400	
3	5	Jawa Tengah	195,105,779,503	100,210,775,622	22,129,992,400	503,774,480	317,950,322,005	189,312,317,200.00	98,805,278,129.00	22,385,484,750.00	452,065,340.00	310,955,145,419	-	-	-	-	-	-	-	-	-	-	
4	5	DI. Yogyakarta	20,567,321,400	12,452,772,478	583,800,000	3,409,500	33,607,303,378	19,559,681,100.00	11,501,347,620.00	-	583,800,000.00	3,409,500.00	31,848,238,220	872,150,000	487,817,211	-	-	-	-	-	-	-	-
5	6	Jawa Timur	133,831,477,250	36,058,804,525	7,533,836,650	171,350,000	177,595,468,425	118,569,642,900.00	33,394,877,665.00	6,639,761,650.00	206,571,000.00	158,810,853,215	-	-	-	-	-	-	-	-	-	-	
6	3	Banten	47,319,600,802	10,199,798,972	93,750,000	9,158,000	57,622,307,774	44,722,419,302.00	8,952,429,010.00	-	7,158,000.00	53,682,006,312	159,000,000	40,530,000	-	-	199,530,000	159,000,000.00	57,365,750.00	-	-	216,365,750	
7	7	Bali	14,644,931,250	12,457,111,394	13,843,203,650	10,015,000	40,955,261,294	10,812,281,450.00	9,884,037,744.00	10,208,343,850.00	10,015,000.00	30,914,678,044	-	-	-	-	-	-	-	-	-	-	
8	7	Nusa Tenggara Barat	40,968,508,000	16,730,490,900	1,314,382,800	3,750,000	59,017,131,700	36,054,774,900.00	15,611,535,700.00	1,294,382,800.00	-	52,960,693,400	400,800,000	185,826,000	-	-	586,626,000	-	-	-	-	-	
9	3	Kalimantan Barat	13,937,616,400	5,287,573,550	638,675,000	-	19,863,864,950	13,895,366,400.00	5,262,484,600.00	607,275,000.00	-	19,765,126,000	-	-	-	-	-	-	-	-	-	-	
10	4	Kalimantan Tengah	5,436,674,000	2,151,322,000	79,060,000	1,000,000	7,668,056,000	5,007,829,000.00	2,010,659,150.00	79,060,000.00	1,000,000.00	7,098,548,150	-	-	-	-	-	-	-	-	-	-	
11	4	Kalimantan Selatan	12,315,142,700	5,102,740,424	3,671,859,700	-	21,089,742,824	11,340,330,600.00	4,813,801,275.00	3,620,500,000.00	-	19,774,631,875	-	-	-	-	-	-	-	-	-	-	
12	5	Sulawesi Utara	13,503,674,500	4,988,963,300	20,000,000	-	18,512,637,800	10,019,048,700.00	3,825,644,850.00	20,000,000.00	-	13,864,693,550	-	-	-	-	-	-	-	-	-	-	
13	6	Sulawesi Tengah	4,948,961,500	1,964,899,875	343,007,050	-	7,256,868,425	4,829,518,400.00	2,051,846,500.00	328,875,050.00	-	7,210,239,950	-	-	-	-	-	-	-	-	-	-	
14	3	Sulawesi Selatan	41,116,671,150	11,295,669,595	4,250,923,400	38,101,000	56,701,365,145	37,420,424,100.00	10,674,107,195.00	3,052,733,300.00	27,100,000.00	51,174,364,595	163,801,300	75,869,260	-	-	239,670,560	-	-	-	-	-	
15	7	Sulawesi Tenggara	19,835,357,800	8,606,240,800	1,790,086,900	2,650,000	30,234,335,500	19,551,607,800.00	8,380,930,000.00	1,462,660,700.00	2,650,000.00	29,397,848,500	626,000,000	268,500,000	146,750,000	56,250,000	1,097,500,000	-	-	-	-	-	
16	5	Gorontalo	7,512,401,450	3,114,458,850	-	-	10,626,860,300	6,514,681,050.00	2,902,684,500.00	-	-	9,417,365,550	-	-	-	-	-	-	-	-	-	-	
17	8	Sulawesi Barat	3,527,252,300	993,492,400	-	-	4,520,744,700	2,333,511,300.00	767,131,830.00	-	-	3,100,643,130	-	-	-	-	-	-	-	-	-	-	
18	1	NAD	-	-	-	-	-	-	-	-	-	-	2,562,967,000	398,406,448	-	-	2,961,373,448	1,740,150,000.00	325,750,000.00	-	-	2,065,900,000	
19	1	Sumatera Utara	22,359,556,496	4,864,993,855	81,974,450	-	27,306,524,801	15,623,419,771	3,935,014,679	39,369,650	10,000,000	19,607,804,100	3,196,925,700	900,574,150	-	-	4,097,499,850	484,428,000.00	41,235,700.00	-	-	525,663,700	
20	1	Sumatera Barat	16,291,255,250	5,895,647,436	-	-	22,186,902,686	11,799,828,900	4,263,916,647	-	-	16,063,745,547	3,111,676,500	1,459,457,060	2,200,000	54,000,000	4,627,333,560	885,212,100.00	398,714,500.00	-	46,000,000.00	1,329,926,600	
21	2	Riau	-	-	-	-	-	-	-	-	-	-	-	-	-	-	-	-	-	-	-	-	
22	2	Jambi	2,182,493,000	447,388,000	1,207,724,000	-	3,837,605,000	1,639,288,000	311,086,000	54,428,000	-	2,004,802,000	-	-	-	-	-	-	-	-	-	-	
23	2	Sumatera Selatan	7,208,222,950	2,299,514,135	1,796,670,650	-	11,304,407,735	6,789,424,750	2,031,391,835	840,211,050	-	9,661,027,635	36,150,000	11,845,000	-	-	47,995,000	-	-	-	-	-	
24	2	Bengkulu	6,252,220,180	3,813,330,795	3,741,911,000	-	13,807,461,975	5,636,855,180	3,600,729,595	3,410,986,100	-	12,648,570,875	-	-	-	-	-	-	-	-	-	-	
25	2	Lampung	4,043,755,500	1,797,524,760	1,569,312,500	-	7,410,592,760	4,043,755,500	1,694,968,250	1,569,312,500	-	7,308,036,250	-	-	-	-	-	-	-	-	-	-	
26	2	Bangka Belitung	1,122,935,000	418,454,500	410,900,000	-	1,952,289,500	531,030,000	131,569,000	209,500,000	-	872,099,000	-	-	-	-	-	-	-	-	-	-	
27	2	Kepulauan Riau	-	-	-	-	-	-	-	-	-	-	-	-	-	-	-	-	-	-	-	-	
28	7	NTT	16,723,150,400	6,377,253,091	-	-	23,100,403,491	12,647,915,900	4,928,555,416	-	-	17,576,471,316	44,500,000	15,680,000	-	-	60,180,000	44,500,000.00	15,680,000.00	-	-	60,180,000	
29	6	Kalimantan Timur	3,295,092,200	1,847,216,900	2,682,279,000	-	7,824,588,100	1,505,605,200	1,341,088,658	2,643,704,000	-	5,490,397,858	34,800,000	10,440,000	-	-	45,240,000	-	-	-	-	-	
30	9	Maluku	9,786,053,611	2,990,252,674	57,745,000	-	12,834,051,285	9,721,973,111	2,966,094,674	57,745,000	-	12,745,812,785	-	-	-	-	-	-	-	-	-	-	
31	9	Maluku Utara	33,543,479,444	7,366,102,331	137,747,200	-	41,047,328,975	32,356,010,130	7,236,719,642	138,000,000	-	39,730,729,772	-	-	-	-	-	-	-	-	-	-	
32	9	Inian Jaya Barat	837,200,000	220,503,000	-	-	1,057,703,000	837,200,000	220,503,000	-	-	1,057,703,000	-	-	-	-	-	-	-	-	-	-	
33	9	Papua	3,848,180,000	1,019,175,750	-	-	4,867,355,750	3,848,180,000	1,019,175,750	-	-	4,867,355,750	-	-	-	-	-	-	-	-	-	-	
<b>JUMLAH</b>			<b>837,173,549,886</b>	<b>344,426,135,172</b>	<b>82,612,037,750</b>	<b>867,377,980</b>	<b>1,265,079,100,788</b>	<b>767,413,847,844</b>	<b>324,919,037,374</b>	<b>73,760,417,000</b>	<b>762,610,840</b>	<b>1,166,855,913,058</b>	<b>15,873,506,000</b>	<b>6,411,796,597</b>	<b>148,950,000</b>	<b>110,250,000</b>	<b>22,544,502,597</b>	<b>4,377,645,500</b>	<b>860,810,950</b>	<b>0.00%</b>	<b>46,000,000</b>	<b>5,284,456,450</b>	
<b>PROSENTASE</b>			<b>66.18%</b>	<b>27.23%</b>	<b>6.53%</b>	<b>0.07%</b>		<b>65.77%</b>	<b>27.85%</b>	<b>6.32%</b>	<b>0.07%</b>		<b>70.41%</b>	<b>28.44%</b>	<b>0.66%</b>	<b>0.49%</b>		<b>82.84%</b>	<b>16.29%</b>	<b>0.00%</b>	<b>0.87%</b>		

**Capaian Volume Kegiatan Infrastruktur PNPM**  
**Status Tanggal : 30 April 2009**

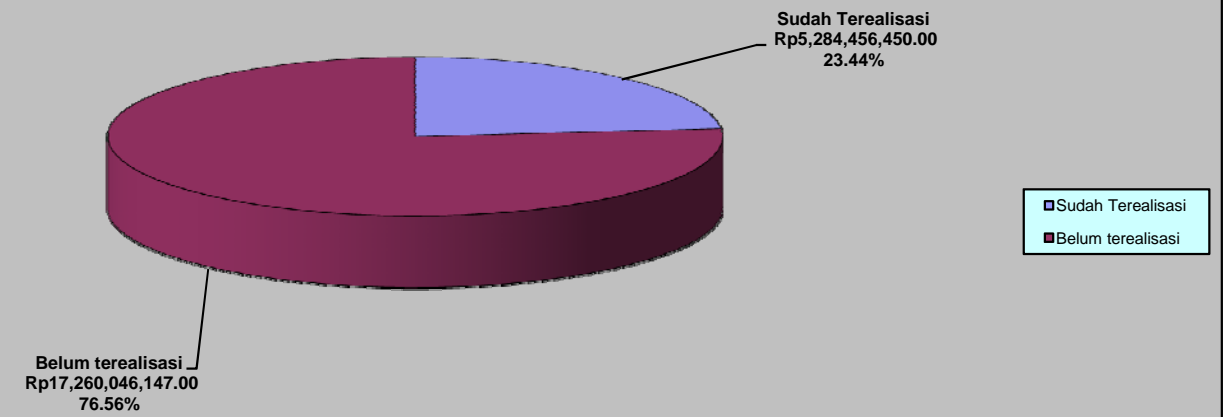
Kode	Keterangan	Satuan	Lokasi Lama		
			Rencana Volume	Realisasi Volume	Prosentase (%)
4411	Jalan	Meter	12,783,093.04	12,276,535.79	96.04%
4412	Jembatan	Meter	176,001.89	181,547.98	103.15%
4413	Perumahan	Meter	56,635.85	52,243.51	92.24%
4414	Drainase	Unit	4,022,193.68	3,628,694.04	90.22%
4415	MCK	Unit	43,634.66	42,095.35	96.47%
4416	TPA/Gerobak Sampah	Unit	68,790.30	64,477.80	93.73%
4417a	Air Bersih	Unit	3,051,138.38	3,037,006.48	99.54%
4417b	Perpipaan	Meter	555,412.67	531,183.95	95.64%
4418	Penerangan Umum	Unit	17,766.00	17,408.50	97.99%
4419	Sarana Pendidikan	Unit	9,583.50	9,317.50	97.22%
44110	Sarana Kesehatan	Meter	11,060.25	10,723.50	96.96%
44111a	Saluran Irigasi	Unit	141,338.23	134,887.74	95.44%
44111b	Waduk/Embung	Unit	3,721.00	3,744.50	100.63%
44112	Saluran Pembuangan Limbah	Unit	10.00	10.00	100.00%
44113a	Lain-Lain	Meter	19,036.60	16,289.00	85.57%
44113b	Lain-Lain	Unit	486,427.06	454,765.82	93.49%
<b>Capaian rata-rata Nasional</b>					<b>95.90%</b>

Kode	Keterangan	Satuan	Lokasi Lanjutan		
			Rencana Volume	Realisasi Volume	Prosentase (%)
L-01	Jalan	Meter	149,404.93	37,294.53	24.96%
L-02	Drainase	Meter	30,370.70	9,219.10	30.36%
L-03	Jembatan	Unit	1,374.50	419.20	30.50%
L-04	Perumahan	Meter	79.00	33.00	41.77%
L-05	MCK	Unit	387.00	101.00	26.10%
L-06	TPA/Gerobak Sampah	Unit	264.00	34.00	12.88%
L-07a	Air Bersih	Unit	1,163.50	12.00	1.03%
L-07b	Air Bersih	Meter	3,237.00	190.00	5.87%
L-08	Penerangan Umum	Unit	52.00	-	0.00%
L-09	Sarana Pendidikan	Unit	-	-	
L-10a	Irigasi	Unit	2,646.70	411.10	15.53%
L-10b	Irigasi	Meter	-	-	
L-11	Sarana Kesehatan	unit	88.00	11.00	12.50%
L-12	Sarana Perdagangan	meter	-	-	
L-13	Saluran Pembuangan Limbah		-	-	
L-14a	Lain-lain	unit	103.00	1.00	0.97%
L-14b	Lain-lain	meter	517.00	214.00	41.39%
<b>Capaian rata-rata Nasional</b>					<b>18.76%</b>

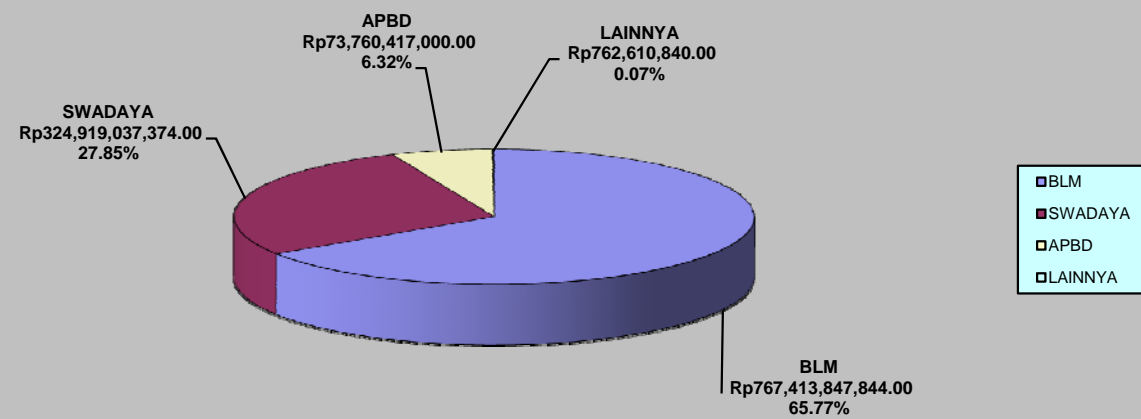
**REALISASI DANA KEGIATAN INFRASTRUKTUR PNPM-MP LOKASI LAMA**  
(Status : 30 April 2009)



**REALISASI DANA KEGIATAN INFRASTRUKTUR PNPM-MP LOKASI LANJUTAN**  
(Status : 30 April 2009)



**REALISASI SUMBER DANA KEGIATAN INFRASTRUKTUR PNPM-MP LOKASI LAMA**  
(Status : 30 April 2009)



**REALISASI SUMBER DANA KEGIATAN INFRASTRUKTUR PNPM-MP LOKASI LANJUTAN**  
(Status : 30 April 2009)

